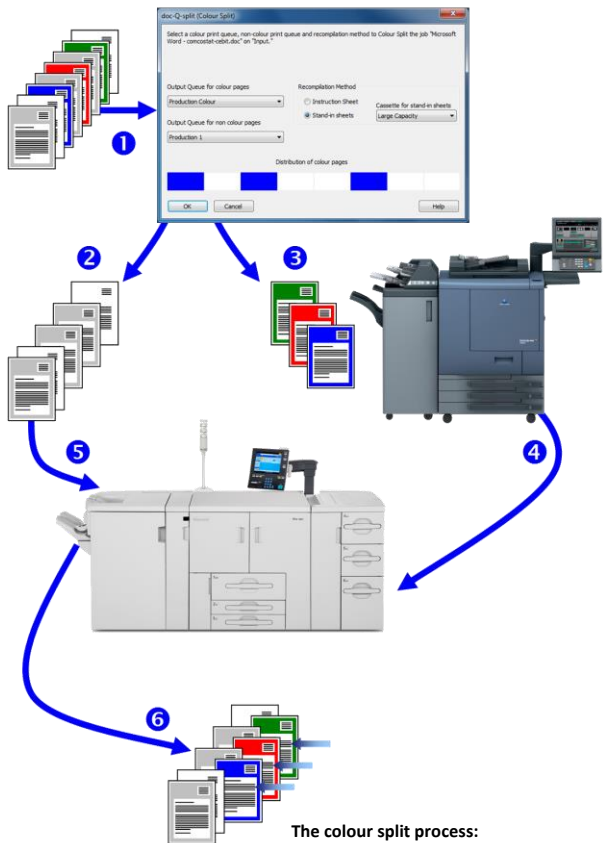


docQsplit increases print room productivity and saves costs by enabling print room operators to split out the colour pages from within a print job and automatically route the colour pages to a colour printer and the non-colour pages to a monochrome printer, there is also the ability to automatically recombine the jobs.



The colour split process:

- 1 Select colour split
- 2 Mono pages held
- 3 Colour pages extracted and printed
- 4 Colour pages loaded into mono printer
- 5 Mono job release
- 6 Document completed

Features of docQsplit

- Simple add on function to docQmanager
- Splits colour pages from monochrome pages
- User defined colour threshold calibration
- Automated job recompilation (depending on hardware)
- Manual recompilation instructions automatically prepared

Automated colour split

docQsplit is an add-on module to the core docQmanager software. When an operator selects "Colour Split" on a print job, docQsplit will automatically analyse the job, detecting which pages have colour on them and which do not, and then separate out those pages, sending the colour pages to a colour printer and the non-colour pages to a black and white printer.

Performance and efficiency

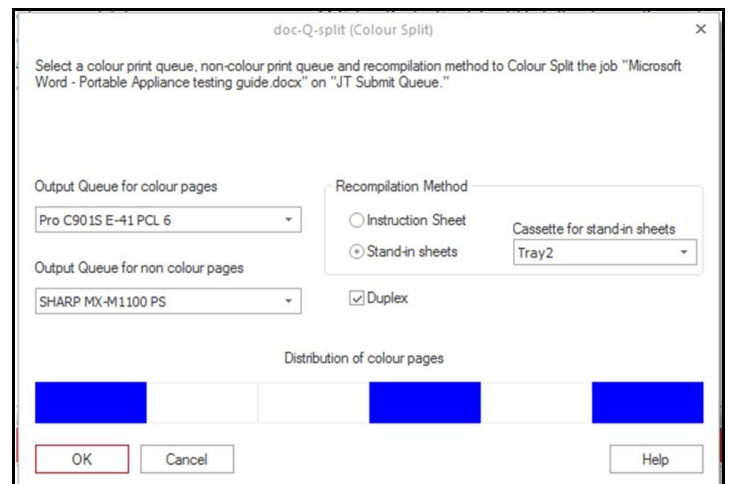
As well as the cost saving from not having to print the black and white pages on a colour printer, there are significant performance, operational and time saving gains by being able to run the non-colour pages on a higher speed monochrome device and by the parallel printing of the two separate job components. docQsplit can also be used in environments where the colour printers may not have the same finishing capabilities as the monochrome ones, so recompiling the job on the monochrome allows the whole job to be finished there, even if it contains colour.

User defined sensitivity

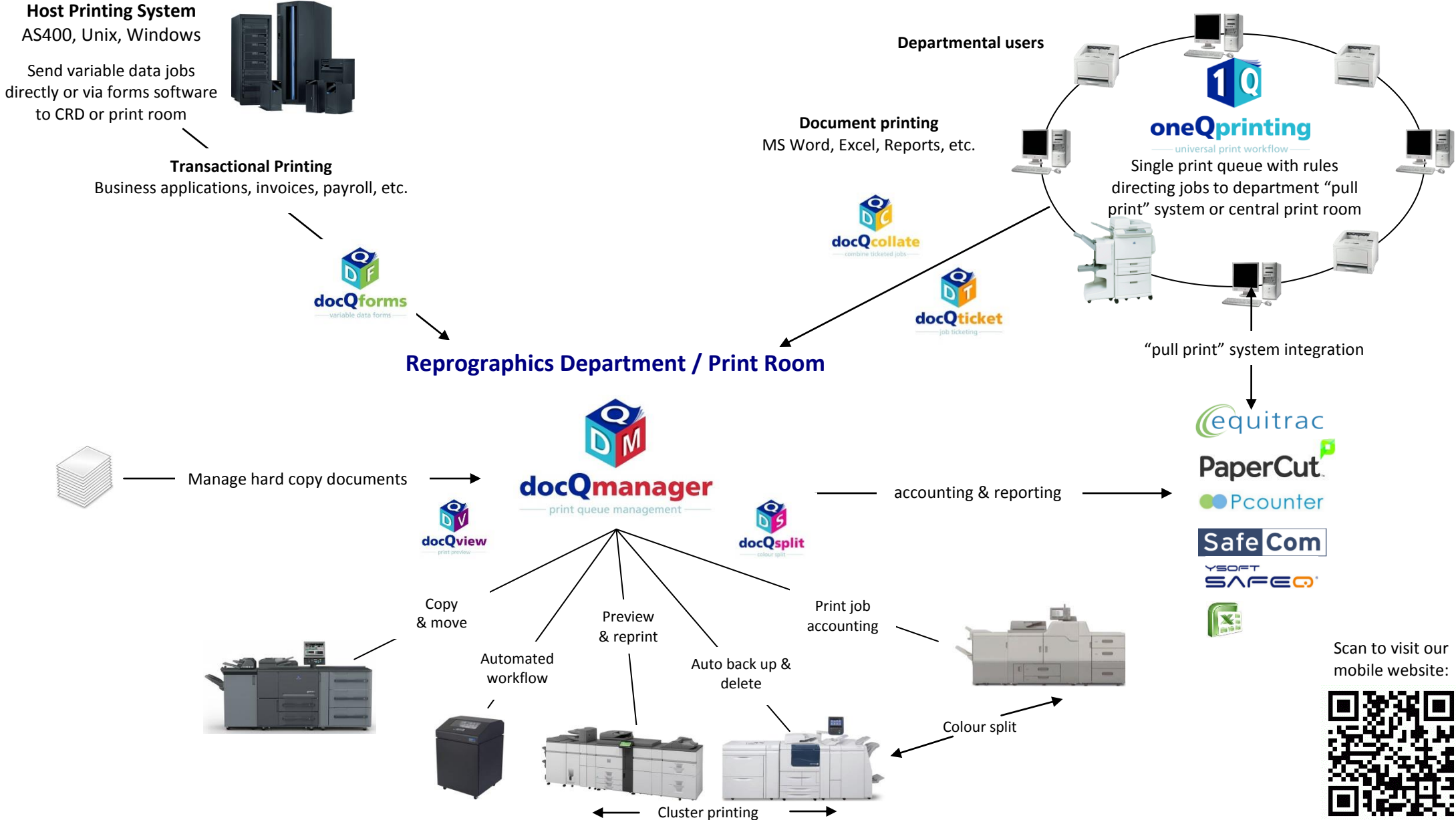
What is colour? Something to the human eye that may look grey can sometimes be - at a pixel level - slightly coloured, causing colour machines to click the page at the colour price. docQsplit includes a sensitivity setting so that the threshold at which a page is detected as being colour can be lowered. Even if there is a minor difference in the colour channels that would normally cause that page to print in colour, it will instead be treated as one of the monochrome pages for the purpose of splitting the job.

Job recompilation

Automated job re-assembly is achieved as illustrated above or with certain manufacturers' equipment by use of post-fuser inserters (interposers). If automated re-assembly is not appropriate, there are two other alternative methods of recompilation: an instruction sheet that is printed out with the non-colour pages, which details how the colour pages are to be combined with the non-colour pages; or "slip-in" sheets, where a particular cassette on the non-colour printer can have a tray nominated to output separator sheets to denote where the colour printed pages are to be re-inserted.



ATI output management software – bridging office & production print



Scan to visit our mobile website:

