




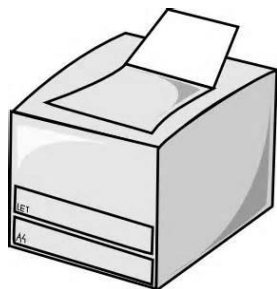
Case study success story

Printer click charge correction

The problem

- A law firm, which was on a copy charge contract for its office devices, configured all its office printers to default to print in duplex to save paper costs. It was then identified an additional cost was being incurred for one printer type because, for multiple page jobs with an odd number of printed sides, that device recorded a double click on the final page, despite only one side being printed.

All printers configured to force duplex to save cost



9 page job
5 duplex sheets
5 double clicks
9 images but
total clicks: 10

Case study success story

Printer click charge correction


The solution

- Utilising Advanced Mode within docQrules a custom script was applied to split multiple page jobs with an odd number of printed sides into two jobs before printing them seamlessly together. With the first component comprising a job with an even number of printed sides, followed by a single simplex page as the final component, the erroneous double click was avoided.

All printers configured to force duplex to save cost



Advanced Mode modifies job to give click correction



Now
 4 double clicks
 1 single click
 Total clicks: 9
10% saving

Benefits

- The double click issue was resolved with resultant cost savings.